



BOWLS
AUSTRALIA

OVERVIEW OF FACILITIES NEW SOUTH WALES- 2019

TOTAL BOWLS CLUB PROPERTY VALUE



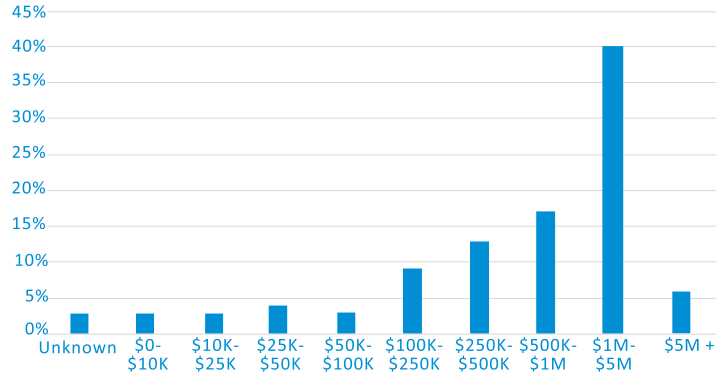
\$2.29B

BOWLS CLUB PROPERTY VALUE (AVERAGE)



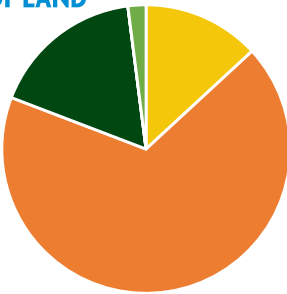
\$4M

**INCOME
PER ANNUM**



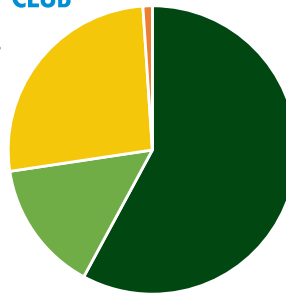
OWNERSHIP OF LAND

- 17% Council
- 67% Club
- 13% Sub-Club
- 2% Unknown
- 1% Crown



OWNERSHIP OF CLUB

- 59% Standalone
- 25% League/Sports Club
- 14% RSL
- 1% Unknown



DISABILITY CLUBROOM ACCESS



83% YES

DISABILITY TOILET ACCESS



83% YES

CURRENT BUSINESS/ STRATEGIC PLAN



79% YES

INSURANCE



99% YES

BOARD DIRECTORS

17% FEMALE  **83% MALE**

AVERAGE CAR PARKS



**84
PER CLUB**

GAMING FACILITIES



92% YES

BISTRO FACILITIES



85% YES

ACTIVE SOCIAL MEDIA PRESENCE



92%



9%



10%




2%



8% NONE

ENVIRONMENTAL SUSTAINABILITY WATER TANKS



41% YES
19% UNKNOWN

ENVIRONMENTAL SUSTAINABILITY SOLAR PANELS



32% YES
17% UNKNOWN



Disclaimer: Figures based on available data from 1832 affiliated Clubs nationally, collected by Regional Bowls Managers.



BOWLS
AUSTRALIA

OVERVIEW OF PROGRAMS & WORKFORCE NEW SOUTH WALES- 2019

MEMBERSHIP BREAKDOWN



52,777
TOTAL

104
AVG PER CLUB

\$98
AVG COST

PARTICIPATION BREAKDOWN



197,415
SOCIAL PARTICIPANTS

390
AVG PER CLUB

PARTICIPATION PROGRAMS & PRODUCTS



71
LICENSED
CLUBS



504
KITS SOLD

SCHOOL PROGRAMS



23%
PRIMARY

9%
PRIMARY &
SECONDARY

22%
SECONDARY

64%
NONE

OPEN DAY IN THE PAST YEAR



20% YES
12% UNKNOWN

GREENS STAFF




49%
EMPLOYEE

24%
CONTRACTOR

21%
VOLUNTEER


6%
UNKNOWN

BOWLS OFFICE STAFF (PAID OR HONORARIUM)



255
CLUBS

COACHING STAFF (PAID OR HONORARIUM)



82
CLUBS

OFFICIALS (UMPIRES)



2,689
UMPIRE/ITOs

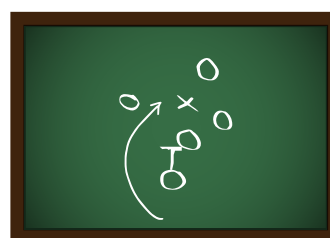
536
MARKERS

284
MEASURERS

3,509
TOTAL

6.9
AVG PER CLUB

COACHES



28
INTRODUCTORY

869
CLUB/ADVANCED

897
TOTAL

1.8
AVG PER CLUB