



**BOWLS**  
AUSTRALIA

# OVERVIEW OF FACILITIES

## QUEENSLAND - 2019

**TOTAL BOWLS CLUB  
PROPERTY VALUE**

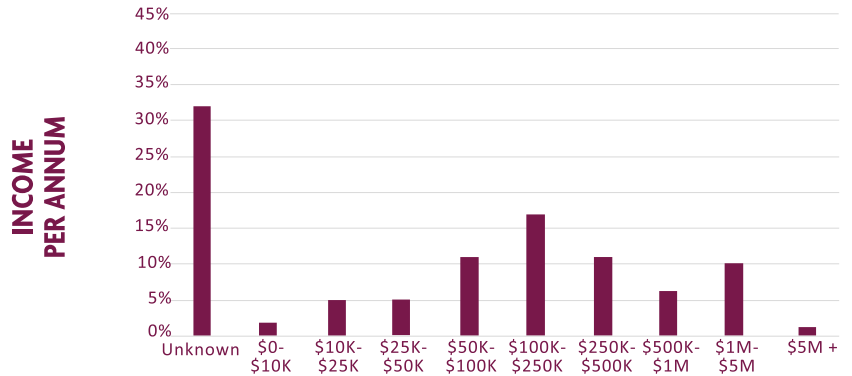


**\$575M**

**BOWLS CLUB  
PROPERTY VALUE  
(AVERAGE)**

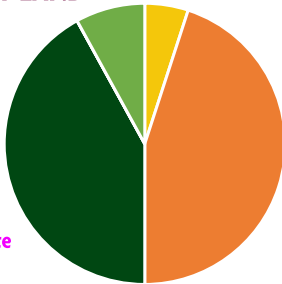


**\$1.83M**



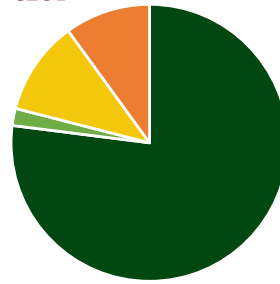
**OWNERSHIP OF LAND**

- 45% Club
- 42% Council
- 8% Unknown
- 5% Sub-Club
- 0% Crown/State



**OWNERSHIP OF CLUB**

- 77% Standalone
- 11% League/Sports Club
- 10% Unknown
- 2% RSL



**DISABILITY CLUBROOM ACCESS**



**69% YES**

**DISABILITY TOILET ACCESS**



**56% YES**

**CURRENT BUSINESS/  
STRATEGIC PLAN**



**38% YES**

**AVERAGE CAR PARKS**



**77  
PER CLUB**

**ACTIVE SOCIAL MEDIA PRESENCE**



**69%**



**0%**



**31% NONE**



**0%**



**0%**

**INSURANCE**



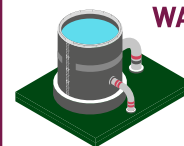
**88% YES**

**GAMING FACILITIES**



**49% YES**

**ENVIRONMENTAL SUSTAINABILITY  
WATER TANKS**



**6% YES**

**93% UNKNOWN**

**BOARD DIRECTORS**

**31%  
FEMALE**



**69%  
MALE**

**BISTRO FACILITIES**



**45% YES**

**ENVIRONMENTAL SUSTAINABILITY  
SOLAR PANELS**



**4% YES**

**95% UNKNOWN**



**Disclaimer: Figures based on available data from 1832 affiliated Clubs nationally, collected by Regional Bowls Managers.**



**BOWLS**  
AUSTRALIA

# OVERVIEW OF PROGRAMS & WORKFORCE QUEENSLAND - 2019

## MEMBERSHIP BREAKDOWN



**2,818**  
TOTAL

**94**  
AVG PER CLUB

**\$105**  
AVG COST

## PARTICIPATION BREAKDOWN



**139,446**  
SOCIAL PARTICIPANTS

**454**  
AVG PER CLUB

## PARTICIPATION PROGRAMS & PRODUCTS



**25**  
LICENSED  
CLUBS



**298**  
KITS SOLD

## SCHOOL PROGRAMS



**3%**  
PRIMARY

**0%**  
PRIMARY &  
SECONDARY

**7%**  
SECONDARY

**90%**  
NONE

## OPEN DAY IN THE PAST YEAR



**16% YES**  
**24% UNKNOWN**

## GREENS STAFF




**22%**  
EMPLOYEE

**27%**  
CONTRACTOR

**28%**  
VOLUNTEER


**23%**  
UNKNOWN

## BOWLS OFFICE STAFF (PAID OR HONORARIUM)



**56**  
CLUBS

## COACHING STAFF (PAID OR HONORARIUM)



**5**  
CLUBS

## OFFICIALS (UMPIRES)



**881**  
UMPIRE/ITOs

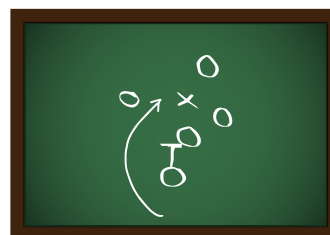
**528**  
MARKERS

**418**  
MEASURERS

**1,827**  
TOTAL

**6.0**  
AVG PER CLUB

## COACHES



**59**  
INTRODUCTORY

**622**  
CLUB/ADVANCED

**681**  
TOTAL

**2.2**  
AVG PER CLUB