



BOWLS
AUSTRALIA

OVERVIEW OF FACILITIES SOUTH AUSTRALIA - 2019

TOTAL BOWLS CLUB PROPERTY VALUE

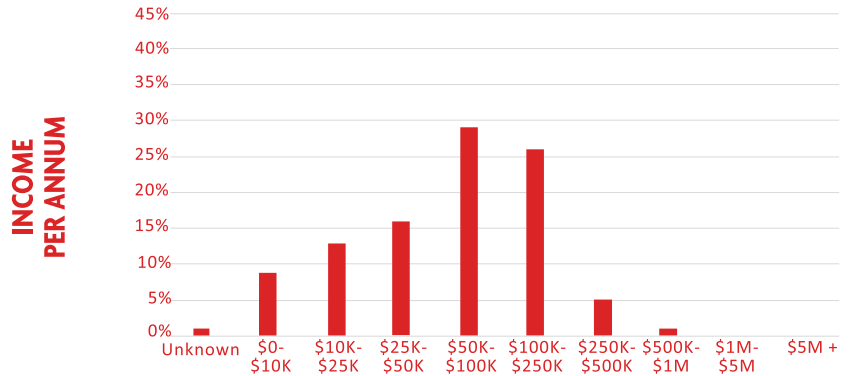


\$244M

BOWLS CLUB PROPERTY VALUE (AVERAGE)

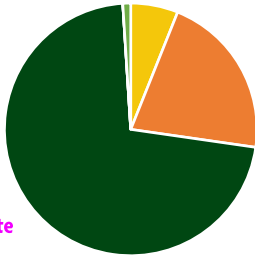


\$1.16M



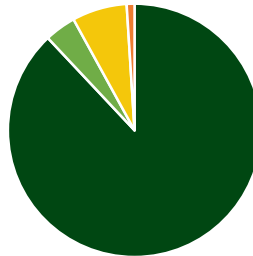
OWNERSHIP OF LAND

- 71% Council
- 21% Club
- 6% Sub-Club
- 1% Unknown
- 0% Crown/State



OWNERSHIP OF CLUB

- 88% Standalone
- 7% League/Sports Club
- 4% RSL
- 1% Unknown



DISABILITY CLUBROOM ACCESS



84% YES

DISABILITY TOILET ACCESS



60% YES

CURRENT BUSINESS/ STRATEGIC PLAN



69% YES

INSURANCE



99% YES

BOARD DIRECTORS

33% FEMALE  **67% MALE**

AVERAGE CAR PARKS



**59
PER CLUB**

GAMING FACILITIES



1% YES

BISTRO FACILITIES




3% YES

ACTIVE SOCIAL MEDIA PRESENCE



ENVIRONMENTAL SUSTAINABILITY WATER TANKS



8% YES
90% UNKNOWN

ENVIRONMENTAL SUSTAINABILITY SOLAR PANELS



5% YES
89% UNKNOWN



Disclaimer: Figures based on available data from 1832 affiliated Clubs nationally, collected by Regional Bowls Managers.



BOWLS
AUSTRALIA

OVERVIEW OF PROGRAMS & WORKFORCE SOUTH AUSTRALIA - 2019

MEMBERSHIP BREAKDOWN



20,149
TOTAL

93
AVG PER CLUB

\$154
AVG COST

PARTICIPATION BREAKDOWN



58,644
SOCIAL PARTICIPANTS

270
AVG PER CLUB

PARTICIPATION PROGRAMS & PRODUCTS



5
LICENSED
CLUBS



106
KITS SOLD

SCHOOL PROGRAMS



4%
PRIMARY

0%
PRIMARY &
SECONDARY

2%
SECONDARY

94%
NONE

OPEN DAY IN THE PAST YEAR



19% YES
66% UNKNOWN

GREENS STAFF




4%
EMPLOYEE

5%
CONTRACTOR

59%
VOLUNTEER


32%
UNKNOWN

BOWLS OFFICE STAFF (PAID OR HONORARIUM)



107
CLUBS

COACHING STAFF (PAID OR HONORARIUM)



25
CLUBS

OFFICIALS (UMPIRES)



904
UMPIRE/ITOs

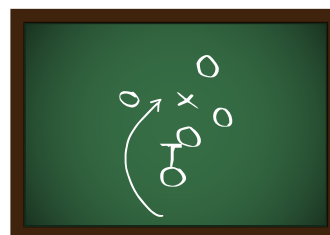
1,441
TOTAL

171
MARKERS

366
MEASURERS

6.6
AVG PER CLUB

COACHES



26
INTRODUCTORY

261
TOTAL

235
CLUB/ADVANCED

1.2
AVG PER CLUB