



BOWLS
AUSTRALIA

OVERVIEW OF FACILITIES TASMANIA - 2019

TOTAL BOWLS CLUB PROPERTY VALUE

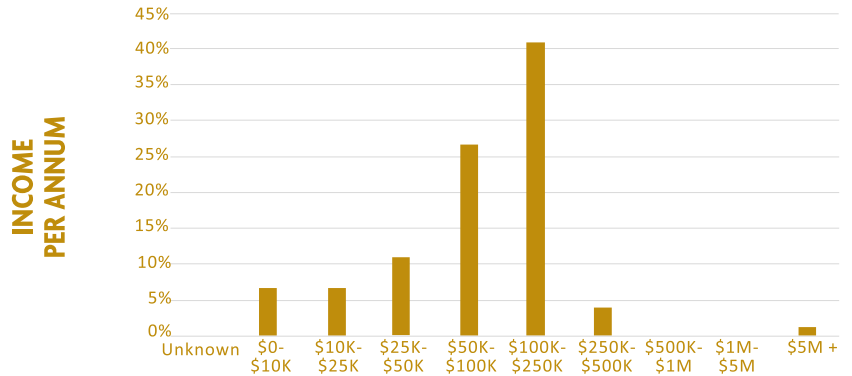


\$85.5M

BOWLS CLUB PROPERTY VALUE (AVERAGE)

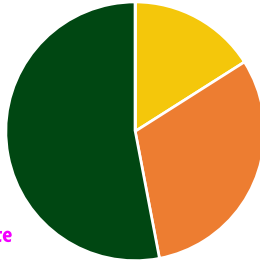


\$1.22M



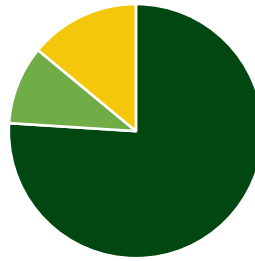
OWNERSHIP OF LAND

- 53% Council
- 31% Club
- 16% Sub-Club
- 0% Unknown
- 0% Crown/State



OWNERSHIP OF CLUB

- 76% Standalone
- 14% League/Sports Club
- 10% RSL
- 0% Unknown



DISABILITY CLUBROOM ACCESS



87% YES

DISABILITY TOILET ACCESS



55% YES

CURRENT BUSINESS/ STRATEGIC PLAN



54% YES

INSURANCE



100% YES

BOARD DIRECTORS

37% FEMALE **63% MALE**

AVERAGE CAR PARKS



**61
PER CLUB**

GAMING FACILITIES



7% YES

BISTRO FACILITIES



16% YES

ACTIVE SOCIAL MEDIA PRESENCE



73%



0%

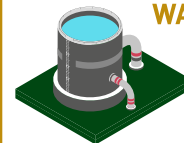


27% NONE



0%

ENVIRONMENTAL SUSTAINABILITY WATER TANKS



17% YES
59% UNKNOWN

ENVIRONMENTAL SUSTAINABILITY SOLAR PANELS



14% YES
57% UNKNOWN



Disclaimer: Figures based on available data from 1832 affiliated Clubs nationally, collected by Regional Bowls Managers.



BOWLS
AUSTRALIA

OVERVIEW OF PROGRAMS & WORKFORCE TASMANIA - 2019

MEMBERSHIP BREAKDOWN



4,479
TOTAL

65
AVG PER CLUB

\$193
AVG COST

PARTICIPATION BREAKDOWN



16,051
SOCIAL PARTICIPANTS

233
AVG PER CLUB

PARTICIPATION PROGRAMS & PRODUCTS



3
LICENSED
CLUBS



91
KITS SOLD

SCHOOL PROGRAMS



19%
PRIMARY

17%
PRIMARY &
SECONDARY

19%
SECONDARY

79%
NONE

OPEN DAY IN THE PAST YEAR



39% YES
24% UNKNOWN

GREENS STAFF




9%
EMPLOYEE

39%
CONTRACTOR

52%
VOLUNTEER

0%
UNKNOWN

BOWLS OFFICE STAFF (PAID OR HONORARIUM)



96
CLUBS

COACHING STAFF (PAID OR HONORARIUM)



4
CLUBS

OFFICIALS (UMPIRES)



163
UMPIRE/ITOS

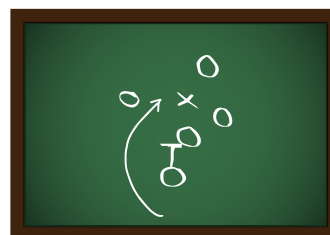
142
MARKERS

199
MEASURERS

504
TOTAL

7.3
AVG PER CLUB

COACHES



0
INTRODUCTORY

67
CLUB/ADVANCED

67
TOTAL

1.0
AVG PER CLUB