



BOWLS
AUSTRALIA

OVERVIEW OF FACILITIES VICTORIA - 2019

**TOTAL BOWLS CLUB
PROPERTY VALUE**

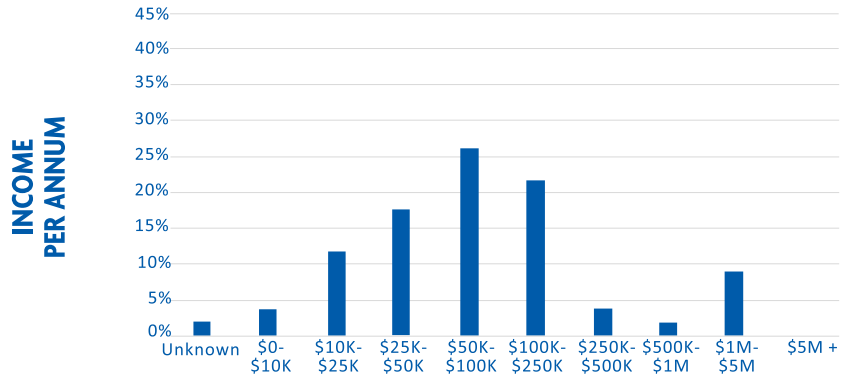


\$1.52B

**BOWLS CLUB
PROPERTY VALUE
(AVERAGE)**

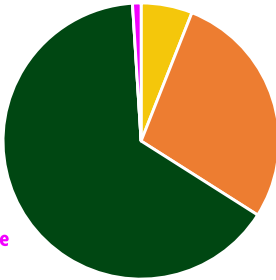


\$3.04M



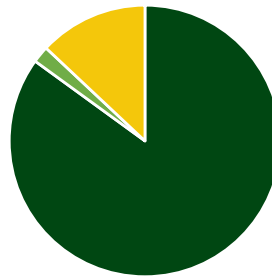
OWNERSHIP OF LAND

- 65% Council
- 28% Club
- 6% Sub-Club
- 0% Unknown
- 1% Crown/State



OWNERSHIP OF CLUB

- 85% Standalone
- 13% League/Sports Club
- 2% RSL
- 0% Unknown



DISABILITY CLUBROOM ACCESS



82% YES

DISABILITY TOILET ACCESS



72% YES

**CURRENT BUSINESS/
STRATEGIC PLAN**



52% YES

INSURANCE



99% YES

BOARD DIRECTORS

**31%
FEMALE**



**69%
MALE**

AVERAGE CAR PARKS



**74
PER CLUB**

GAMING FACILITIES



12% YES

BISTRO FACILITIES



14% YES

ACTIVE SOCIAL MEDIA PRESENCE



74%



2%



6%




0%



**25%
NONE**

**ENVIRONMENTAL SUSTAINABILITY
WATER TANKS**



**20% YES
42% UNKNOWN**

**ENVIRONMENTAL SUSTAINABILITY
SOLAR PANELS**



**20% YES
34% UNKNOWN**



Disclaimer: Figures based on available data from 1832 affiliated Clubs nationally, collected by Regional Bowls Managers.



BOWLS
AUSTRALIA

OVERVIEW OF PROGRAMS & WORKFORCE VICTORIA - 2019

MEMBERSHIP BREAKDOWN



43,228
TOTAL

85
AVG PER CLUB

\$154
AVG COST

PARTICIPATION BREAKDOWN



198,152
SOCIAL PARTICIPANTS

388
AVG PER CLUB

PARTICIPATION PROGRAMS & PRODUCTS



72
LICENSED
CLUBS



769
KITS SOLD

SCHOOL PROGRAMS



21%
PRIMARY

9%
PRIMARY &
SECONDARY

17%
SECONDARY

71%
NONE

OPEN DAY IN THE PAST YEAR



27% YES
20% UNKNOWN

GREENS STAFF




10%
EMPLOYEE

34%
CONTRACTOR

70%
VOLUNTEER


0%
UNKNOWN

BOWLS OFFICE STAFF (PAID OR HONORARIUM)



102
CLUBS

COACHING STAFF (PAID OR HONORARIUM)



88
CLUBS

OFFICIALS (UMPIRES)



1,510
UMPIRE/ITOs

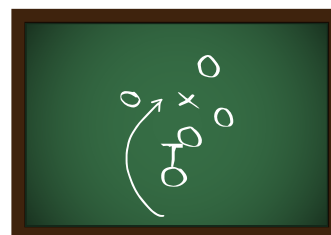
589
MARKERS

874
MEASURERS

2,973
TOTAL

5.8
AVG PER CLUB

COACHES



183
INTRODUCTORY

855
CLUB/ADVANCED

1,038
TOTAL

2.0
AVG PER CLUB