



**BOWLS**  
AUSTRALIA

# OVERVIEW OF FACILITIES WESTERN AUSTRALIA - 2019

**TOTAL BOWLS CLUB  
PROPERTY VALUE**

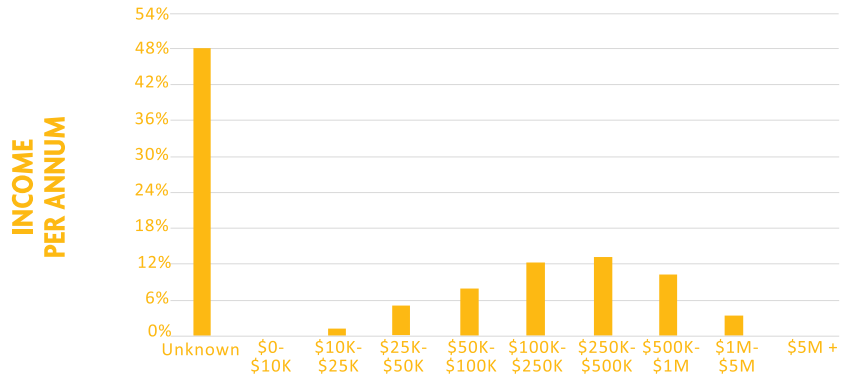


**\$621M**

**BOWLS CLUB  
PROPERTY VALUE  
(AVERAGE)**

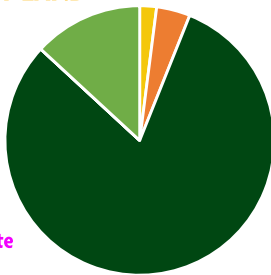


**\$2.99M**



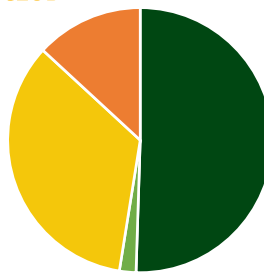
**OWNERSHIP OF LAND**

- 80% Council
- 13% Unknown
- 4% Club
- 2% Sub-Club
- 0% Crown/State



**OWNERSHIP OF CLUB**

- 50% Standalone
- 34% League/Sports Club
- 2% RSL
- 13% Unknown



**DISABILITY CLUBROOM ACCESS**



**62% YES**

**DISABILITY TOILET ACCESS**



**52% YES**

**CURRENT BUSINESS/  
STRATEGIC PLAN**



**35% YES**

**INSURANCE**



**92% YES**

**BOARD DIRECTORS**

**36% FEMALE**  **64% MALE**

**AVERAGE CAR PARKS**



**47  
PER CLUB**

**TAB/BINGO MACHINES**



**13% YES**

**BISTRO FACILITIES**



**9% YES**

**ACTIVE SOCIAL MEDIA PRESENCE**



**64%**



**0%**

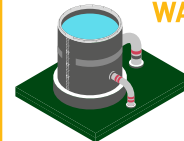


**36% NONE**



**0%**

**ENVIRONMENTAL SUSTAINABILITY  
WATER TANKS**



**13% YES  
25% UNKNOWN**

**ENVIRONMENTAL SUSTAINABILITY  
SOLAR PANELS**



**17% YES  
25% UNKNOWN**



**Disclaimer: Figures based on available data from 1832 affiliated Clubs nationally, collected by Regional Bowls Managers.**



**BOWLS**  
AUSTRALIA

# OVERVIEW OF PROGRAMS & WORKFORCE WESTERN AUSTRALIA - 2019

## MEMBERSHIP BREAKDOWN



**15,440**  
TOTAL

**76**  
AVG PER CLUB

**\$164**  
AVG COST

## PARTICIPATION BREAKDOWN



**54,393**  
SOCIAL PARTICIPANTS

**267**  
AVG PER CLUB

## PARTICIPATION PROGRAMS & PRODUCTS



**27**  
LICENSED  
CLUBS



**144**  
KITS SOLD

## SCHOOL PROGRAMS



**9%**  
PRIMARY

**4%**  
PRIMARY &  
SECONDARY

**14%**  
SECONDARY

**81%**  
NONE

## OPEN DAY IN THE PAST YEAR



**21% YES**  
**15% UNKNOWN**

## GREENS STAFF




**13%**  
EMPLOYEE

**10%**  
CONTRACTOR

**61%**  
VOLUNTEER

**16%**  
UNKNOWN

## BOWLS OFFICE STAFF (PAID OR HONORARIUM)



**56**  
CLUBS

## COACHING STAFF (PAID OR HONORARIUM)



**7**  
CLUBS

## OFFICIALS (UMPIRES)



**907**  
UMPIRE/ITOs

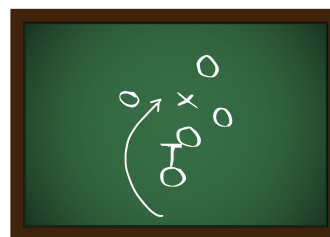
**54**  
MARKERS

**129**  
MEASURERS

**1,090**  
TOTAL

**5.3**  
AVG PER CLUB

## COACHES



**4**  
INTRODUCTORY

**195**  
CLUB/ADVANCED

**199**  
TOTAL

**1.0**  
AVG PER CLUB