



BOWLS
AUSTRALIA

OVERVIEW OF FACILITIES AUSTRALIAN CAPITAL TERRITORY - 2021

TOTAL BOWLS CLUB PROPERTY VALUE

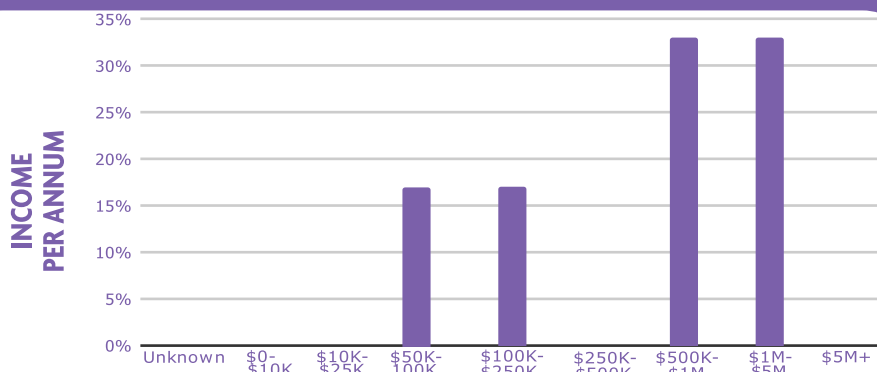


\$28M

BOWLS CLUB PROPERTY VALUE (AVERAGE)

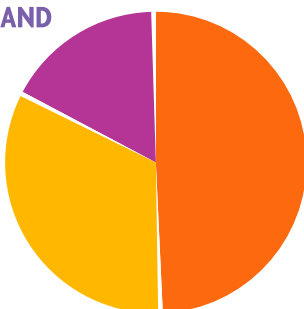


\$3.1M



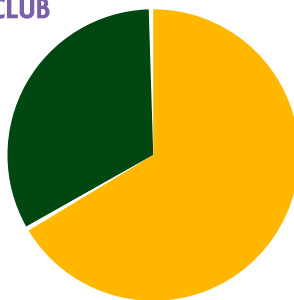
OWNERSHIP OF LAND

- 50% Club
- 33% Sub-Club
- 17% Crown/State
- 0% Unknown
- 0% Council



OWNERSHIP OF CLUB

- 67% League/Sports Club
- 33% Standalone
- 0% RSL
- 0% Unknown



DISABILITY CLUBROOM ACCESS



100% YES

DISABILITY TOILET ACCESS



100% YES

CURRENT BUSINESS/ STRATEGIC PLAN



83% YES
17% NO

2020/21 GRANTS TO CLUBS



\$155K

BOARD DIRECTORS

**26%
FEMALE**



**74%
MALE**

AVERAGE CAR PARKS



**100
PER CLUB**

GAMING FACILITIES



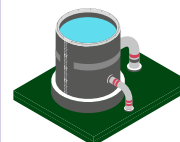
0% NO

BISTRO FACILITIES



3 CLUBS

ENVIRONMENTAL SUSTAINABILITY WATER TANKS



50% YES
50% NO

ENVIRONMENTAL SUSTAINABILITY SOLAR PANELS



67% YES
33% NO

ACTIVE SOCIAL MEDIA PRESENCE



83% Facebook



17% Twitter



0% Instagram



0% YouTube



0% None

KEY CHANGES SINCE 2019

- Installation of solar panels increased by 56% of clubs (to 67%)
- Number of business/strategic plans increased by about 30%
- All clubs now have disability access to their clubrooms and toilets

Disclaimer: Figures based on available data as at June 2021 from 1802 affiliated clubs, collected by Regional Bowls Managers.



BOWLS
AUSTRALIA

OVERVIEW OF PROGRAMS & WORKFORCE AUSTRALIAN CAPITAL TERRITORY - 2021

AFFILIATED MEMBERSHIP



1,599
TOTAL

114
AVG PER CLUB

\$135
AVG COST

PARTICIPATION BREAKDOWN



5,126
SOCIAL PARTICIPANTS

641
AVG PER CLUB

PARTICIPATION PROGRAMS & PRODUCTS

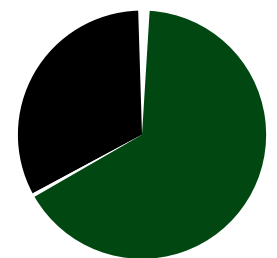


5
LICENSED
CLUBS



22
KITS SOLD

SCHOOL PROGRAMS



0% Primary 0% Secondary
67% Both 33% None

OPEN DAY IN THE PAST YEAR



0% YES
83% NO
17% UNKNOWN

GREENS STAFF




83%
EMPLOYEE

0%
CONTRACTOR

17%
VOLUNTEER


0%
UNKNOWN

BOWLS OFFICE STAFF (PAID OR HONORARIUM)



4
CLUBS

COACHING STAFF (PAID OR HONORARIUM)



1
CLUB

OFFICIALS (UMPIRES)



42
UMPIRE/ITOs

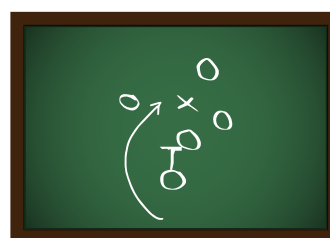
1
MARKERS

6
MEASURERS

49
TOTAL

8.1
AVG PER CLUB

COACHES



8
INTRODUCTORY

20
CLUB/ADVANCED

28
TOTAL

4.6
AVG PER CLUB

Disclaimer: Figures based on available data as at June 2021 from 1802 affiliated clubs, collected by Regional Bowls Managers.