



BOWLS
AUSTRALIA

OVERVIEW OF FACILITIES NEW SOUTH WALES - 2021

TOTAL BOWLS CLUB PROPERTY VALUE

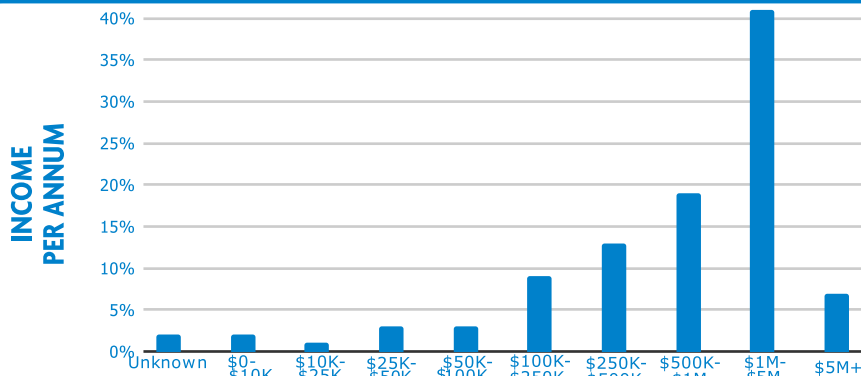


\$2.16B

BOWLS CLUB PROPERTY VALUE (AVERAGE)

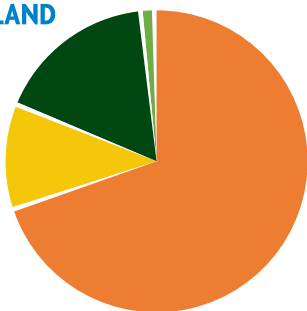


\$4.1M



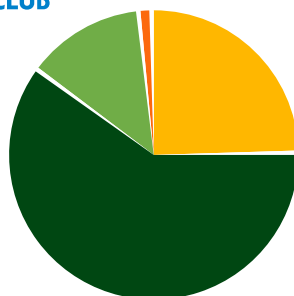
OWNERSHIP OF LAND

- 71% Club
- 11% Sub-Club
- 17% Council
- 1% Unknown
- 0% Crown/State



OWNERSHIP OF CLUB

- 25% League/Sports Club
- 61% Standalone
- 13% RSL
- 1% Unknown



DISABILITY CLUBROOM ACCESS



90% YES

DISABILITY TOILET ACCESS



85% YES

CURRENT BUSINESS/ STRATEGIC PLAN



64% YES
18% NO
18% UNKNOWN

2020/21 GRANTS TO CLUBS



\$4.3M

BOARD DIRECTORS

**18%
FEMALE**



**82%
MALE**

AVERAGE CAR PARKS



**85
PER CLUB**

GAMING FACILITIES



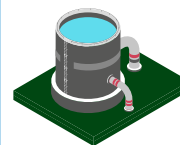
6% NO

BISTRO FACILITIES



202 CLUBS

ENVIRONMENTAL SUSTAINABILITY WATER TANKS



52% YES

46% NO
2% UNKNOWN

ENVIRONMENTAL SUSTAINABILITY SOLAR PANELS



42% YES

55% NO
3% UNKNOWN

ACTIVE SOCIAL MEDIA PRESENCE



97% Facebook



11% Twitter



11% Instagram



2% YouTube



3% None

KEY CHANGES SINCE 2019

- Installation of water tanks increased by 11% of clubs (to 52%)
- Installation of solar panels increased by 10% of clubs (to 42%)
- Total value of grants obtained by 341 clubs was \$4.3M
- Disability clubroom access improved by 7% of clubs (to 90%)

Disclaimer: Figures based on available data as at June 2021 from 1802 affiliated clubs, collected by Regional Bowls Managers.



BOWLS
AUSTRALIA

OVERVIEW OF PROGRAMS & WORKFORCE NEW SOUTH WALES - 2021

AFFILIATED MEMBERSHIP



47,347
TOTAL

96
AVG PER CLUB

\$102
AVG COST

PARTICIPATION BREAKDOWN



210,842
SOCIAL PARTICIPANTS

401
AVG PER CLUB

PARTICIPATION PROGRAMS & PRODUCTS

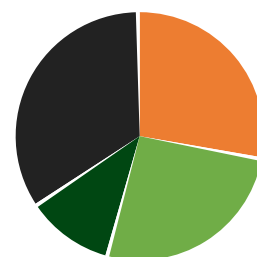



84
LICENSED
CLUBS



577
KITS SOLD

SCHOOL PROGRAMS



28% Primary 26% Secondary
11% Both 34% None

OPEN DAY IN THE PAST YEAR



17% YES
80% NO
3% UNKNOWN

GREENS STAFF




52%
EMPLOYEE

28%
CONTRACTOR

20%
VOLUNTEER


0%
UNKNOWN

BOWLS OFFICE STAFF (PAID OR HONORARIUM)



231
CLUBS

COACHING STAFF (PAID OR HONORARIUM)



68
CLUBS

OFFICIALS (UMPIRES)



2503
UMPIRE/ITOs

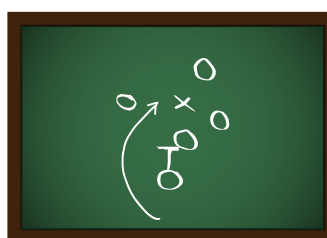
68
MARKERS

148
MEASURERS

2719
TOTAL

5.2
AVG PER CLUB

COACHES



155
INTRODUCTORY

1,076
CLUB/ADVANCED

1,231
TOTAL

2
AVG PER CLUB