



**BOWLS**  
AUSTRALIA

# OVERVIEW OF FACILITIES NORTHERN TERRITORY - 2021

## TOTAL BOWLS CLUB PROPERTY VALUE

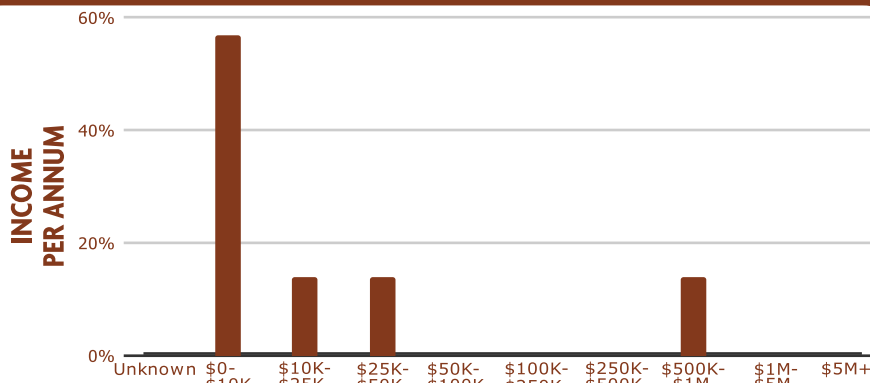


**\$11.5M**

## BOWLS CLUB PROPERTY VALUE (AVERAGE)

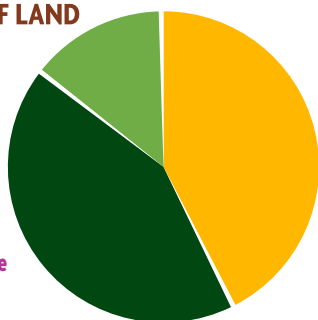


**\$1.6M**



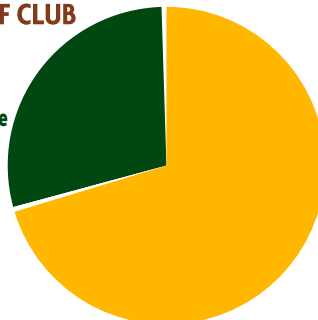
## OWNERSHIP OF LAND

- 0% Club
- 43% Sub-Club
- 43% Council
- 14% Unknown
- 0% Crown/State



## OWNERSHIP OF CLUB

- 71% League/Sports Club
- 29% Standalone
- 0% RSL
- 0% Unknown



## DISABILITY CLUBROOM ACCESS



**86% YES**

## DISABILITY TOILET ACCESS



**86% YES**

## CURRENT BUSINESS/ STRATEGIC PLAN



**29% YES**  
71% NO

## 2020/21 GRANTS TO CLUBS



**\$256K**

## BOARD DIRECTORS

**41%  
FEMALE**



**59%  
MALE**

## AVERAGE CAR PARKS



**116  
PER CLUB**

## GAMING FACILITIES



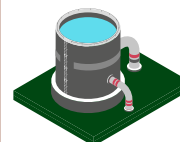
**57% NO**

## BISTRO FACILITIES



**5 CLUBS**

## ENVIRONMENTAL SUSTAINABILITY WATER TANKS



**86% YES**  
14% NO

## ENVIRONMENTAL SUSTAINABILITY SOLAR PANELS



**86% YES**  
14% NO

## KEY CHANGES SINCE 2019

- Installation of water tanks increased by 75% of clubs (to 86%)
- Installation of solar panels increased from 0% to 86% of clubs
- Total value of grants obtained by 2 clubs was 256K
- All but one club now has an active social media presence

## ACTIVE SOCIAL MEDIA PRESENCE



- 86% Facebook**
- 0% Twitter**
- 0% Instagram**
- 0% YouTube**
- 14% None**



**BOWLS**  
AUSTRALIA

# OVERVIEW OF PROGRAMS & WORKFORCE NORTHERN TERRITORY - 2021

## AFFILIATED MEMBERSHIP



**384**  
**TOTAL**

**55**  
**AVG PER CLUB**

**\$136**  
**AVG COST**

## PARTICIPATION BREAKDOWN



**15,035**  
**SOCIAL PARTICIPANTS**

**2,148**  
**AVG PER CLUB**

## PARTICIPATION PROGRAMS & PRODUCTS

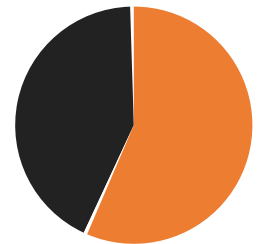


**3**  
**LICENSED CLUBS**



**42**  
**KITS SOLD**

## SCHOOL PROGRAMS



57% Primary 0% Secondary  
0% Both 43% None

## OPEN DAY IN THE PAST YEAR



**29% YES**  
**71% NO**


## GREENS STAFF



**57% EMPLOYEE** **0% CONTRACTOR**


**29% VOLUNTEER** **14% UNKNOWN**

## BOWLS OFFICE STAFF (PAID OR HONORARIUM)



**0**  
**CLUBS**

## COACHING STAFF (PAID OR HONORARIUM)



**0**  
**CLUBS**

## OFFICIALS (UMPIRES)



**13**  
**UMPIRE/ITOS**

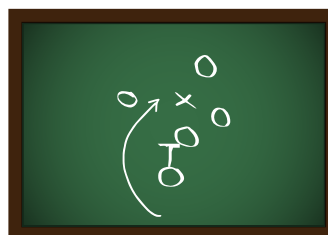
**6**  
**MARKERS**

**2**  
**MEASURERS**

**21**  
**TOTAL**

**3**  
**AVG PER CLUB**

## COACHES



**3**  
**INTRODUCTORY**

**6**  
**CLUB/ADVANCED**

**9**  
**TOTAL**

**1.3**  
**AVG PER CLUB**