



BOWLS
AUSTRALIA

OVERVIEW OF FACILITIES QUEENSLAND - 2021

TOTAL BOWLS CLUB PROPERTY VALUE

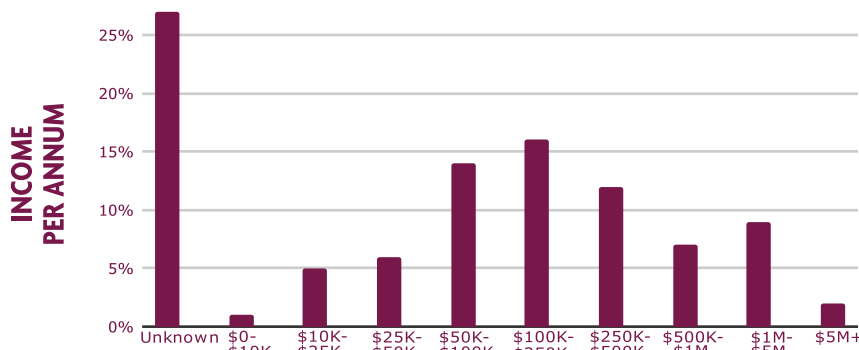


\$547M

BOWLS CLUB PROPERTY VALUE (AVERAGE)

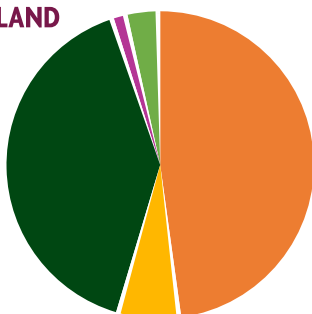


\$1.86M



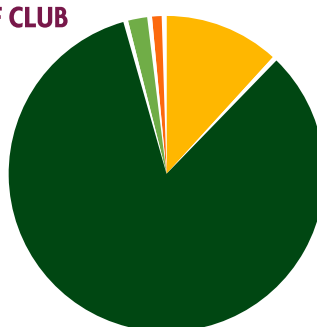
OWNERSHIP OF LAND

- 49% Club
- 6% Sub-Club
- 41% Council
- 3% Unknown
- 1% Crown/State



OWNERSHIP OF CLUB

- 12% League/Sports Club
- 85% Standalone
- 2% RSL
- 1% Unknown



DISABILITY CLUBROOM ACCESS



78% YES

DISABILITY TOILET ACCESS



64% YES

CURRENT BUSINESS/ STRATEGIC PLAN



74% YES
4% NO
22% UNKNOWN

2020/21 GRANTS TO CLUBS



\$4.3M

BOARD DIRECTORS

**31%
FEMALE**



**69%
MALE**

AVERAGE CAR PARKS



**80
PER CLUB**

GAMING FACILITIES



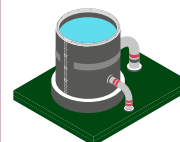
50% NO

BISTRO FACILITIES



107 CLUBS

ENVIRONMENTAL SUSTAINABILITY WATER TANKS



73% YES

23% NO
4% UNKNOWN

ENVIRONMENTAL SUSTAINABILITY SOLAR PANELS



70% YES

23% NO
7% UNKNOWN

ACTIVE SOCIAL MEDIA PRESENCE



82% Facebook



0% Twitter



0% Instagram



0% YouTube



18% None

KEY CHANGES SINCE 2019

- Total value of grants obtained by 228 clubs was 4.3M
- Number of new business/strategic plans increased by about 36%
- Active social media presence increased by 13% of clubs (to 82%)
- 37 new Jack Attack clubs, to lift total to 62

Disclaimer: Figures based on available data as at June 2021 from 1802 affiliated clubs, collected by Regional Bowls Managers.



BOWLS
AUSTRALIA

OVERVIEW OF PROGRAMS & WORKFORCE QUEENSLAND - 2021

AFFILIATED MEMBERSHIP



27,307
TOTAL

94
AVG PER CLUB

\$113
AVG COST

PARTICIPATION BREAKDOWN



118,354
SOCIAL PARTICIPANTS

401
AVG PER CLUB

PARTICIPATION PROGRAMS & PRODUCTS

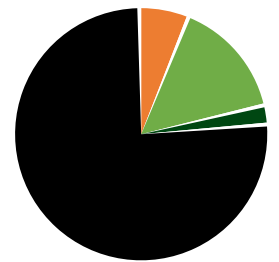



62
LICENSED
CLUBS



372
KITS SOLD

SCHOOL PROGRAMS



6% Primary 15% Secondary
2% Both 77% None

OPEN DAY IN THE PAST YEAR



34% YES
62% NO
2% UNKNOWN

GREENS STAFF




21%
EMPLOYEE

30%
CONTRACTOR

39%
VOLUNTEER


10%
UNKNOWN

BOWLS OFFICE STAFF (PAID OR HONORARIUM)



39
CLUBS

COACHING STAFF (PAID OR HONORARIUM)



6
CLUBS

OFFICIALS (UMPIRES)



729
UMPIRE/ITOs

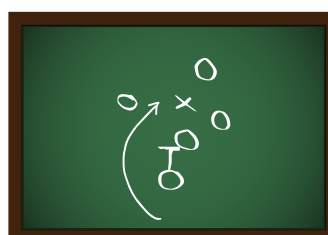
204
MARKERS

161
MEASURERS

1,094
TOTAL

3.7
AVG PER CLUB

COACHES



53
INTRODUCTORY

620
CLUB/ADVANCED

673
TOTAL

2.3
AVG PER CLUB

Disclaimer: Figures based on available data as at June 2021 from 1802 affiliated clubs, collected by Regional Bowls Managers.