



**BOWLS**  
AUSTRALIA

# OVERVIEW OF FACILITIES SOUTH AUSTRALIA - 2021

## TOTAL BOWLS CLUB PROPERTY VALUE

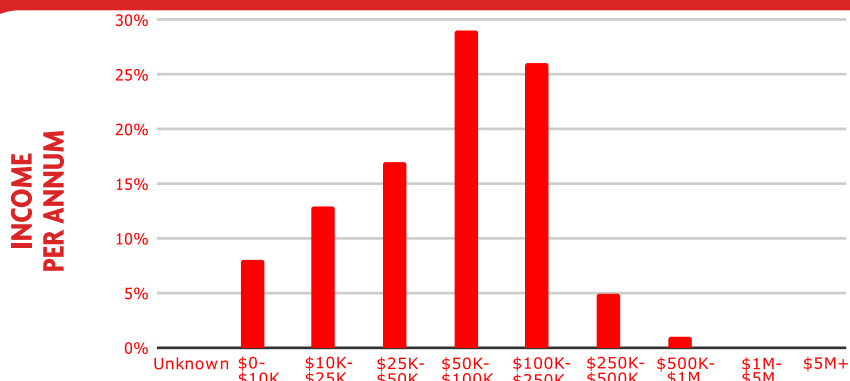


**\$240.2M**

## BOWLS CLUB PROPERTY VALUE (AVERAGE)

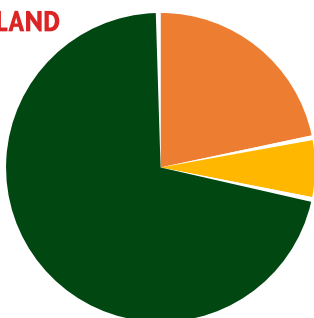


**\$1.16M**



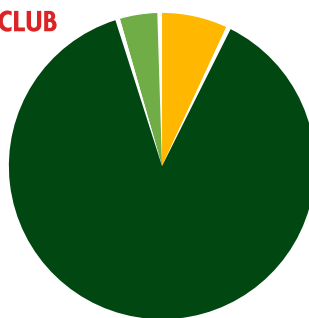
## OWNERSHIP OF LAND

- 22% Club
- 6% Sub-Club
- 72% Council
- 0% Unknown
- 0% Crown/State



## OWNERSHIP OF CLUB

- 7% League/Sports Club
- 89% Standalone
- 4% RSL
- 0% Unknown



## DISABILITY CLUBROOM ACCESS



**88% YES**

## DISABILITY TOILET ACCESS



**62% YES**

## CURRENT BUSINESS/ STRATEGIC PLAN



**38% YES**  
62% NO

## 2020/21 GRANTS TO CLUBS



**\$3.0M**

## BOARD DIRECTORS

**35%  
FEMALE**



**65%  
MALE**

## AVERAGE CAR PARKS



**60  
PER CLUB**

## GAMING FACILITIES



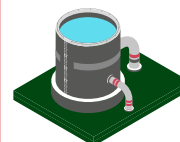
**99% NO**

## BISTRO FACILITIES



**86 CLUBS**

## ENVIRONMENTAL SUSTAINABILITY WATER TANKS



**48% YES**

11% NO  
41% UNKNOWN

## ENVIRONMENTAL SUSTAINABILITY SOLAR PANELS



**45% YES**

15% NO  
40% UNKNOWN

## ACTIVE SOCIAL MEDIA PRESENCE

- 71% Facebook
- 0% Twitter
- 0% Instagram
- 0% YouTube
- 26% None
- 3% Unknown

## KEY CHANGES SINCE 2019

- Installation of solar panels increased by 40% of clubs (to 45%)
- Total value of grants obtained by 103 clubs was \$3.0M
- Number of business/strategic plans increased by about 31%
- Number of Jack Attack clubs increased from 5 to 14

Disclaimer: Figures based on available data as at June 2021 from 1802 affiliated clubs, collected by Regional Bowls Managers.



**BOWLS**  
AUSTRALIA

# OVERVIEW OF PROGRAMS & WORKFORCE SOUTH AUSTRALIA - 2021

## AFFILIATED MEMBERSHIP



**18,628**  
TOTAL

**89**  
AVG PER CLUB

**\$155**  
AVG COST

## PARTICIPATION BREAKDOWN



**41,903**  
SOCIAL PARTICIPANTS

**201**  
AVG PER CLUB

## PARTICIPATION PROGRAMS & PRODUCTS

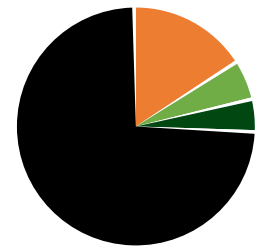


**14**  
LICENSED  
CLUBS



**155**  
KITS SOLD

## SCHOOL PROGRAMS



16% Primary 5% Secondary  
4% Both 75% None

## OPEN DAY IN THE PAST YEAR



**50% YES**  
**16% NO**  
**34% UNKNOWN**

## GREENS STAFF




**8%**  
EMPLOYEE

**7%**  
CONTRACTOR

**67%**  
VOLUNTEER


**18%**  
UNKNOWN

## BOWLS OFFICE STAFF (PAID OR HONORARIUM)



**87**  
CLUBS

## COACHING STAFF (PAID OR HONORARIUM)



**3**  
CLUBS

## OFFICIALS (UMPIRES)



**933**  
UMPIRE/ITOs

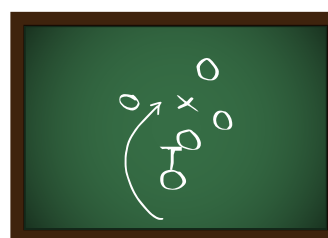
**456**  
MARKERS

**624**  
MEASURERS

**2,013**  
TOTAL

**9.6**  
AVG PER CLUB

## COACHES



**39**  
INTRODUCTORY

**282**  
CLUB/ADVANCED

**321**  
TOTAL

**1.5**  
AVG PER CLUB

Disclaimer: Figures based on available data as at June 2021 from 1802 affiliated clubs, collected by Regional Bowls Managers.