



BOWLS
AUSTRALIA

OVERVIEW OF FACILITIES TASMANIA - 2021

TOTAL BOWLS CLUB PROPERTY VALUE

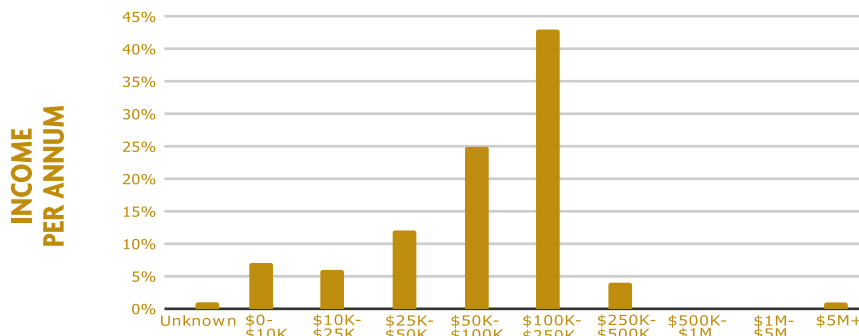


\$83M

BOWLS CLUB PROPERTY VALUE (AVERAGE)

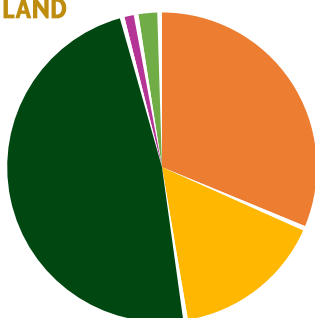


\$1.22M



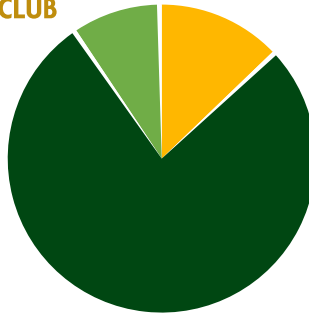
OWNERSHIP OF LAND

- 32% Club
- 16% Sub-Club
- 49% Council
- 2% Unknown
- 1% Crown/State



OWNERSHIP OF CLUB

- 13% League/Sports Club
- 78% Standalone
- 9% RSL
- 0% Unknown



DISABILITY CLUBROOM ACCESS



88% YES

DISABILITY TOILET ACCESS



56% YES

CURRENT BUSINESS/ STRATEGIC PLAN



32% YES

19% NO
49% UNKNOWN

2020/21 GRANTS TO CLUBS



\$538K

BOARD DIRECTORS

**39%
FEMALE**



**61%
MALE**

AVERAGE CAR PARKS



**61
PER CLUB**

GAMING FACILITIES



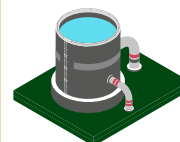
84% NO

BISTRO FACILITIES



33 CLUBS

ENVIRONMENTAL SUSTAINABILITY WATER TANKS



22% YES

44% NO
34% UNKNOWN

ENVIRONMENTAL SUSTAINABILITY SOLAR PANELS



24% YES

43% NO
33% UNKNOWN

ACTIVE SOCIAL MEDIA PRESENCE



75% Facebook

0% Twitter

0% Instagram

0% YouTube

25% None

KEY CHANGES SINCE 2019

- Installation of solar panels increased by 10% of clubs (to 24%)
- Total value of grants obtained by 46 clubs was \$538K
- Number of business/strategic plans decreased by about 22%
- Average annual social participation increased by 92% per club

Disclaimer: Figures based on available data as at June 2021 from 1802 affiliated clubs, collected by Regional Bowls Managers.



BOWLS
AUSTRALIA

OVERVIEW OF PROGRAMS & WORKFORCE TASMANIA - 2021

AFFILIATED MEMBERSHIP



4,340
TOTAL

63
AVG PER CLUB

\$195
AVG COST

PARTICIPATION BREAKDOWN



22,391
SOCIAL PARTICIPANTS

325
AVG PER CLUB



PARTICIPATION PROGRAMS & PRODUCTS

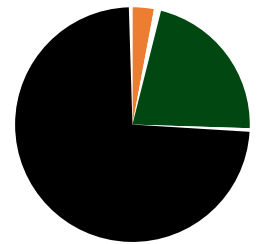


4
LICENSED
CLUBS



106
KITS SOLD

SCHOOL PROGRAMS



3% Primary 0% Secondary
22% Both 75% None

OPEN DAY IN THE PAST YEAR



43% YES
37% NO
20% UNKNOWN

GREENS STAFF




10%
EMPLOYEE

35%
CONTRACTOR

VOLUNTEER


1%
UNKNOWN

BOWLS OFFICE STAFF (PAID OR HONORARIUM)



94
CLUBS

COACHING STAFF (PAID OR HONORARIUM)



4
CLUBS

OFFICIALS (UMPIRES)



187
UMPIRE/ITOs

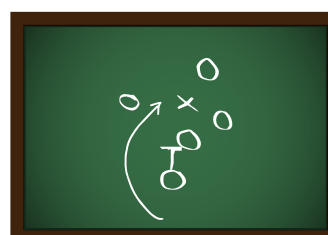
17
MARKERS

38
MEASURERS

242
TOTAL

3.5
AVG PER CLUB

COACHES



1
INTRODUCTORY

114
CLUB/ADVANCED

115
TOTAL

1.7
AVG PER CLUB