



BOWLS
AUSTRALIA

OVERVIEW OF FACILITIES VICTORIA - 2021

TOTAL BOWLS CLUB PROPERTY VALUE

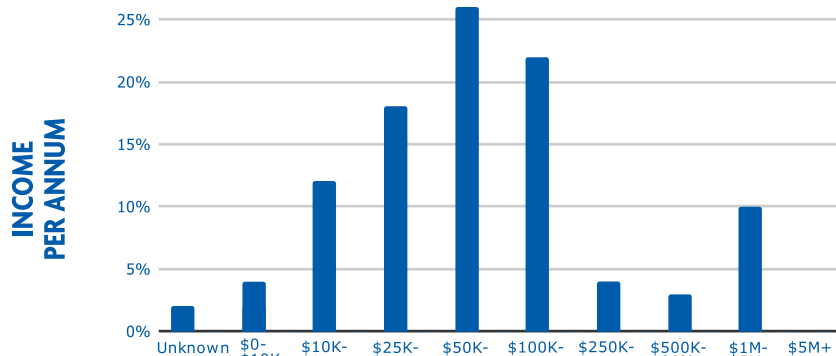


\$1.5B

BOWLS CLUB PROPERTY VALUE (AVERAGE)

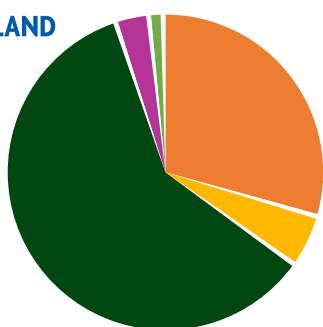


\$3.1M



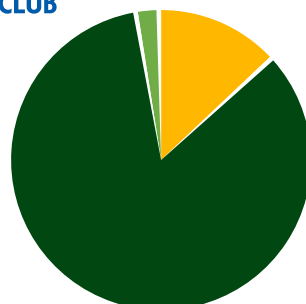
OWNERSHIP OF LAND

- 30% Club
- 5% Sub-Club
- 61% Council
- 1% Unknown
- 3% Crown/State



OWNERSHIP OF CLUB

- 13% League/Sports Club
- 85% Standalone
- 2% RSL
- 0% Unknown



DISABILITY CLUBROOM ACCESS



84% YES

DISABILITY TOILET ACCESS



75% YES

CURRENT BUSINESS/ STRATEGIC PLAN



37% YES
63% NO

2020/21 GRANTS TO CLUBS



\$8.6M

BOARD DIRECTORS

**31%
FEMALE**



**69%
MALE**

AVERAGE CAR PARKS



**74
PER CLUB**

GAMING FACILITIES



87% NO

BISTRO FACILITIES



191 CLUBS

ENVIRONMENTAL SUSTAINABILITY WATER TANKS



45% YES
55% NO

ENVIRONMENTAL SUSTAINABILITY SOLAR PANELS



39% YES
61% NO

ACTIVE SOCIAL MEDIA PRESENCE



82% Facebook



6% Twitter



3% Instagram



0% YouTube



14% None

KEY CHANGES SINCE 2019

- Installation of solar panels increased by 19% of clubs (to 39%)
- Total value of grants obtained by 370 clubs was \$8.6M
- Number of business/strategic plans decreased by about 15%
- Active social media presence increased by 11% of clubs (to 86%)

Disclaimer: Figures based on available data as at June 2021 from 1802 affiliated clubs, collected by Regional Bowls Managers.



BOWLS
AUSTRALIA

OVERVIEW OF PROGRAMS & WORKFORCE VICTORIA - 2021

AFFILIATED MEMBERSHIP



36,669
TOTAL

96
AVG PER CLUB

\$173
AVG COST

PARTICIPATION BREAKDOWN



162,332
SOCIAL PARTICIPANTS

334
AVG PER CLUB

PARTICIPATION PROGRAMS & PRODUCTS

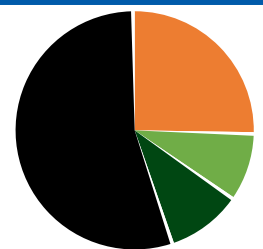



83
LICENSED
CLUBS



861
KITS SOLD

SCHOOL PROGRAMS



OPEN DAY IN THE PAST YEAR



23% YES
66% NO
11% UNKNOWN

GREENS STAFF




10%
EMPLOYEE

20%
CONTRACTOR

70%
VOLUNTEER


0%
UNKNOWN

BOWLS OFFICE STAFF (PAID OR HONORARIUM)



106
CLUBS

COACHING STAFF (PAID OR HONORARIUM)



88
CLUBS

OFFICIALS (UMPIRES)



1,671
UMPIRE/ITOs

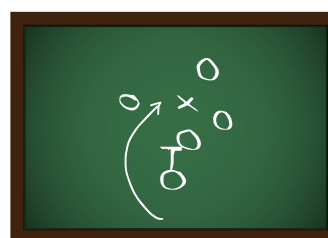
336
MARKERS

712
MEASURERS

2,719
TOTAL

5.5
AVG PER CLUB

COACHES



145
INTRODUCTORY

1,134
CLUB/ADVANCED

1,279
TOTAL

2.6
AVG PER CLUB

Disclaimer: Figures based on available data as at June 2021 from 1802 affiliated clubs, collected by Regional Bowls Managers.