



BOWLS
AUSTRALIA

OVERVIEW OF FACILITIES WESTERN AUSTRALIA - 2021

TOTAL BOWLS CLUB PROPERTY VALUE

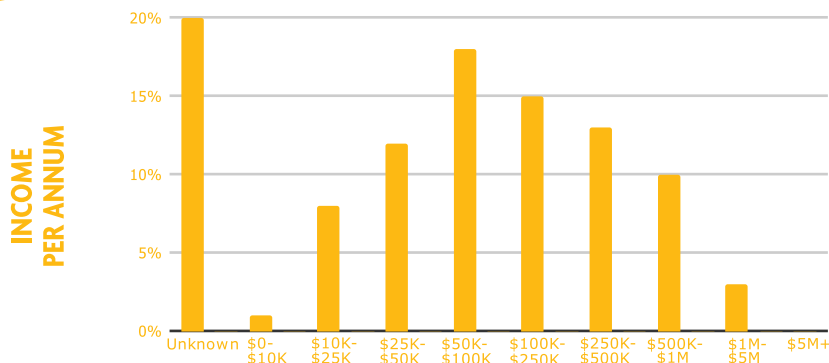


\$636M

BOWLS CLUB PROPERTY VALUE (AVERAGE)

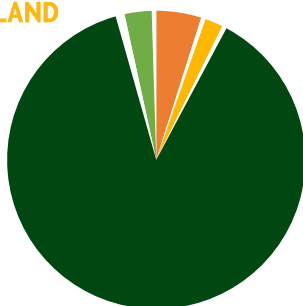


\$3.1M



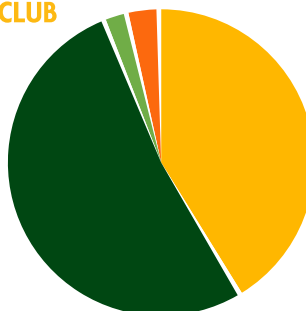
OWNERSHIP OF LAND

- 5% Club
- 2% Sub-Club
- 90% Council
- 3% Unknown
- 0% Crown/State



OWNERSHIP OF CLUB

- 42% League/Sports Club
- 53% Standalone
- 2% RSL
- 3% Unknown



DISABILITY CLUBROOM ACCESS



69% YES

DISABILITY TOILET ACCESS



58% YES

CURRENT BUSINESS/ STRATEGIC PLAN



25% YES

67% NO
9% UNKNOWN

2020/21 GRANTS TO CLUBS



\$1.8M

BOARD DIRECTORS

**36%
FEMALE**



**64%
MALE**

AVERAGE CAR PARKS



**52
PER CLUB**

GAMING FACILITIES



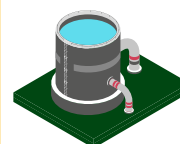
86% NO

BISTRO FACILITIES



89 CLUBS

ENVIRONMENTAL SUSTAINABILITY WATER TANKS



21% YES

72% NO
7% UNKNOWN

ENVIRONMENTAL SUSTAINABILITY SOLAR PANELS



23% YES

70% NO
7% UNKNOWN

ACTIVE SOCIAL MEDIA PRESENCE



77% Facebook

0% Twitter

0% Instagram

0% YouTube

23% None

KEY CHANGES SINCE 2019

- Installation of water tanks increased by 8% of clubs (to 21%)
- Installation of solar panels increased by 6% of clubs (to 23%)
- Total value of grants obtained by 37 clubs was \$1.8M
- Number of business/strategic plans decreased by about 10%

Disclaimer: Figures based on available data as at June 2021 from 1802 affiliated clubs, collected by Regional Bowls Managers.



BOWLS
AUSTRALIA

OVERVIEW OF PROGRAMS & WORKFORCE WESTERN AUSTRALIA - 2021

AFFILIATED MEMBERSHIP



13,875
TOTAL

68
AVG PER CLUB

\$169
AVG COST

PARTICIPATION BREAKDOWN



54,764
SOCIAL PARTICIPANTS

268
AVG PER CLUB

PARTICIPATION PROGRAMS & PRODUCTS

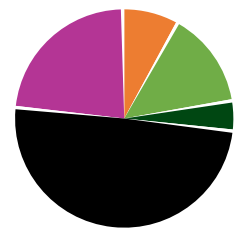


29
LICENSED
CLUBS



182
KITS SOLD

SCHOOL PROGRAMS



OPEN DAY IN THE PAST YEAR



27% YES
67% NO
6% UNKNOWN

GREENS STAFF




13%
EMPLOYEE

9%
CONTRACTOR

70%
VOLUNTEER


8%
UNKNOWN

BOWLS OFFICE STAFF (PAID OR HONORARIUM)



56
CLUBS

COACHING STAFF (PAID OR HONORARIUM)



5
CLUBS

OFFICIALS (UMPIRES)



884
UMPIRE/ITOS

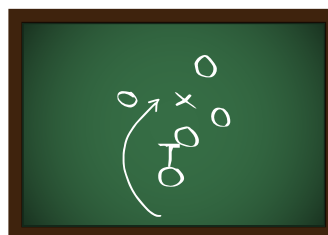
61
MARKERS

123
MEASURERS

958
TOTAL

4.6
AVG PER CLUB

COACHES



4
INTRODUCTORY

192
CLUB/ADVANCED

196
TOTAL

0.9
AVG PER CLUB