



BOWLS
AUSTRALIA

OVERVIEW OF FACILITIES

AUSTRALIAN CAPITAL TERRITORY - 2023

**TOTAL BOWLS CLUB
PROPERTY VALUE**

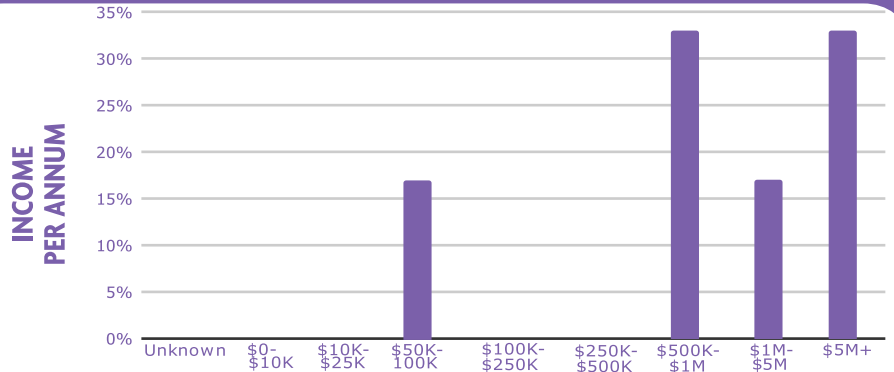


\$28M

**BOWLS CLUB
PROPERTY VALUE
(AVERAGE)**

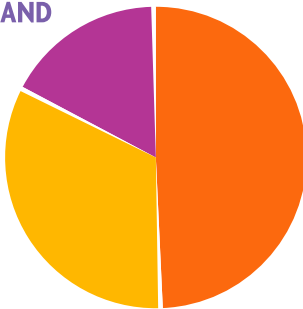


\$3.1M



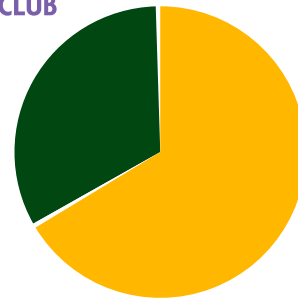
OWNERSHIP OF LAND

- 50% Club
- 33% Sub-Club
- 17% Crown/State
- 0% Unknown
- 0% Council



OWNERSHIP OF CLUB

- 67% League/Sports Club
- 33% Standalone
- 0% RSL
- 0% Unknown



DISABILITY CLUBROOM ACCESS



100% YES

DISABILITY TOILET ACCESS



100% YES

**CURRENT BUSINESS/
STRATEGIC PLAN**



100% YES

**2022/23
GRANTS TO CLUBS**



\$0

BOARD DIRECTORS

**24%
FEMALE**



**76%
MALE**

AVERAGE CAR PARKS



**100
PER CLUB**

GAMING FACILITIES




0% NO

BISTRO FACILITIES



5 CLUBS

**ENVIRONMENTAL SUSTAINABILITY
WATER TANKS**



83% YES

17% NO

**ENVIRONMENTAL SUSTAINABILITY
SOLAR PANELS**



83% YES

17% NO

SYNTHETIC/CARPET GREENS

29% of GREENS

ACTIVE SOCIAL MEDIA PRESENCE



100% Facebook



17% Twitter



0% Instagram



0% YouTube



0% None

KEY CHANGES SINCE 2021

- 100% of clubs have a business or strategic plan in place
- All clubs now have disability access to their clubrooms and toilets

Disclaimer: Figures based on available data as at June 2023 from 1775 affiliated clubs, collected by Club Support Managers.

