



BOWLS
AUSTRALIA

OVERVIEW OF FACILITIES NEW SOUTH WALES - 2023

**TOTAL BOWLS CLUB
PROPERTY VALUE**

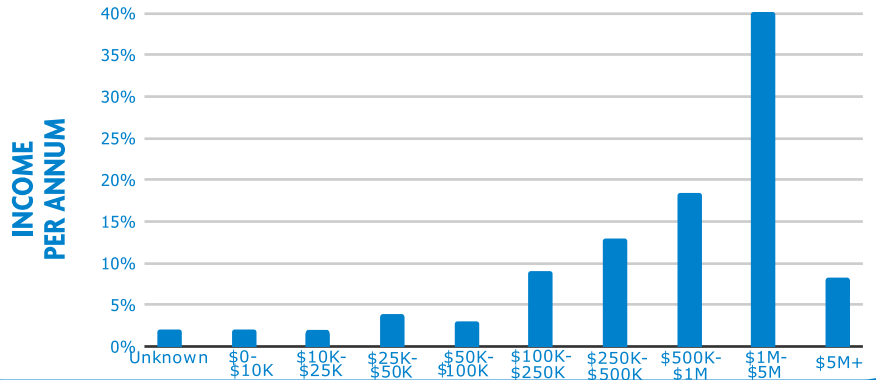


\$2.18B

**BOWLS CLUB
PROPERTY VALUE
(AVERAGE)**

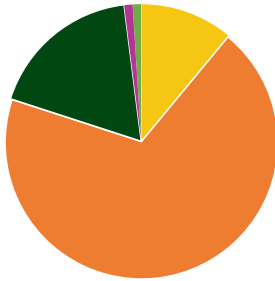


\$4.2M



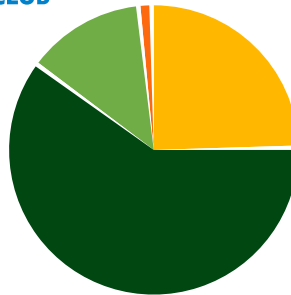
OWNERSHIP OF LAND

- 69% Club
- 11% Sub-Club
- 18% Council
- 1% Unknown
- 1% Crown/State



OWNERSHIP OF CLUB

- 25% League/Sports Club
- 61% Standalone
- 13% RSL
- 1% Unknown



DISABILITY CLUBROOM ACCESS



91% YES

DISABILITY TOILET ACCESS



89% YES

**CURRENT BUSINESS/
STRATEGIC PLAN**



74% YES
18% NO
8% UNKNOWN

**2022/23
GRANTS TO CLUBS**



\$3.5M

BOARD DIRECTORS

18% FEMALE  **82% MALE**

AVERAGE CAR PARKS



**87
PER CLUB**

GAMING FACILITIES




6% NO

BISTRO FACILITIES



452 CLUBS

**ENVIRONMENTAL SUSTAINABILITY
WATER TANKS**



54% YES
44% NO
2% UNKNOWN

**ENVIRONMENTAL SUSTAINABILITY
SOLAR PANELS**








48% YES
51% NO
1% UNKNOWN

SYNTHETIC/CARPET GREENS
15% of GREENS

ACTIVE SOCIAL MEDIA PRESENCE



-  **96% Facebook**
-  **10% Twitter**
-  **9% Instagram**
-  **2% YouTube**
-  **1% None**

KEY CHANGES SINCE 2021

- Clubs with a business or strategic plan increased by 10% of clubs (to 74%)
- Uninsured clubs have increased from 1% to 9%
- Number of bistros increased from 202 to 452

Disclaimer: Figures based on available data as at June 2023 from 1775 affiliated clubs, collected by Club Support Managers.

