



BOWLS
AUSTRALIA

OVERVIEW OF FACILITIES NORTHERN TERRITORY - 2023

**TOTAL BOWLS CLUB
PROPERTY VALUE**

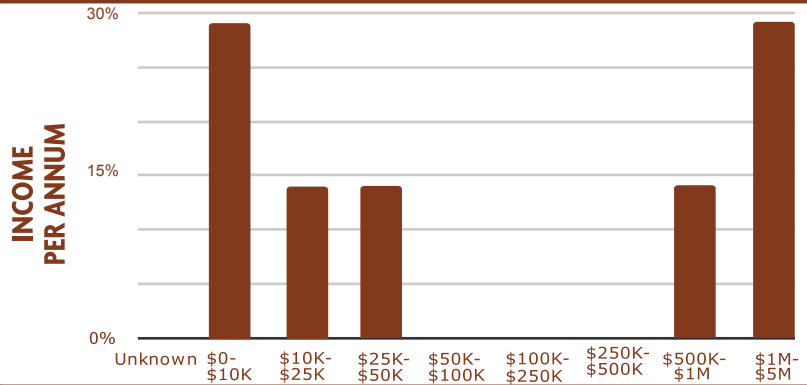


\$13.8M

**BOWLS CLUB
PROPERTY VALUE
(AVERAGE)**

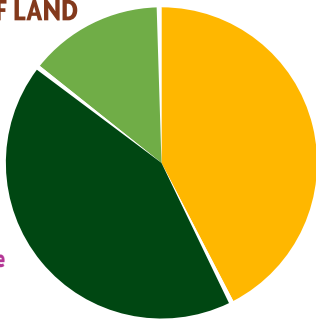


\$2M



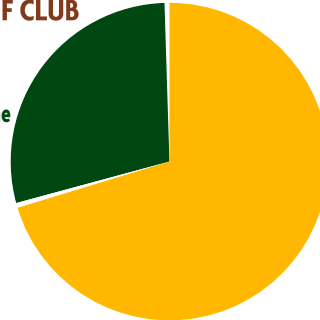
OWNERSHIP OF LAND

- 0% Club
- 43% Sub-Club
- 43% Council
- 14% Unknown
- 0% Crown/State



OWNERSHIP OF CLUB

- 71% League/Sports Club
- 29% Standalone
- 0% RSL
- 0% Unknown



DISABILITY CLUBROOM ACCESS



57% YES

DISABILITY TOILET ACCESS



57% YES

**CURRENT BUSINESS/
STRATEGIC PLAN**



29% YES
71% NO

**2022/23
GRANTS TO CLUBS**



\$207K

BOARD DIRECTORS

**37%
FEMALE**



**63%
MALE**

AVERAGE CAR PARKS



**116
PER CLUB**

GAMING FACILITIES



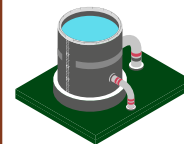
4 NO

BISTRO FACILITIES



5 CLUBS

**ENVIRONMENTAL SUSTAINABILITY
WATER TANKS**



86% YES

14% NO

**ENVIRONMENTAL SUSTAINABILITY
SOLAR PANELS**



86% YES

14% NO

**SYNTHETIC/CARPET GREENS
75% of GREENS**

ACTIVE SOCIAL MEDIA PRESENCE

71% Facebook

0% Twitter

0% Instagram

0% YouTube

29% None

KEY CHANGES SINCE 2021

- Property value grew by \$2.5m
- Officials (umpires) increased from 21 to 55
- Coaches increased from 9 to 13

