



**BOWLS**  
AUSTRALIA

# OVERVIEW OF FACILITIES QUEENSLAND - 2023

**TOTAL BOWLS CLUB  
PROPERTY VALUE**

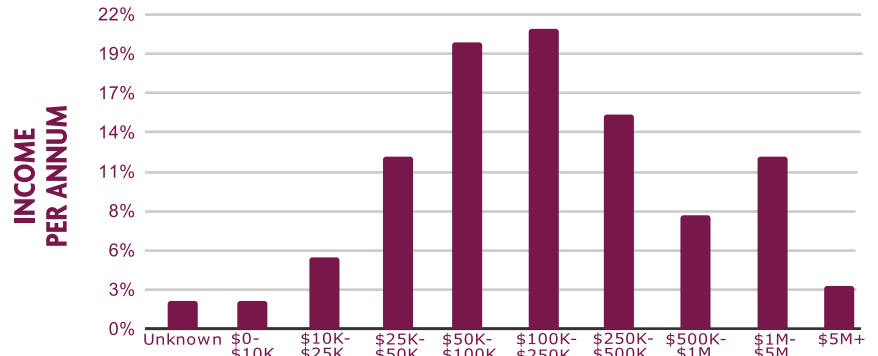


**\$472M**

**BOWLS CLUB  
PROPERTY VALUE  
(AVERAGE)**

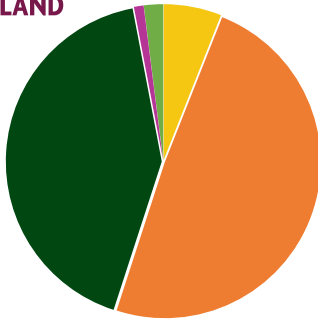


**\$1.63M**



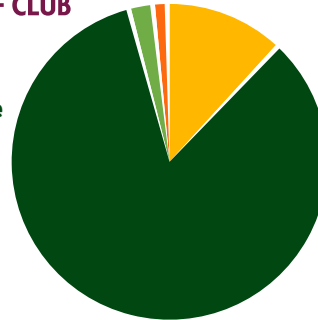
**OWNERSHIP OF LAND**

- 49% Club
- 6% Sub-Club
- 42% Council
- 2% Unknown
- 1% Crown/State



**OWNERSHIP OF CLUB**

- 11% League/Sports Club
- 85% Standalone
- 2% RSL
- 1% Unknown



**DISABILITY CLUBROOM ACCESS**



**81% YES**

**DISABILITY TOILET ACCESS**



**67% YES**

**CURRENT BUSINESS/  
STRATEGIC PLAN**



**88% YES**  
11% NO  
1% UNKNOWN

**2022/23  
GRANTS TO CLUBS**



**\$5.2M**

**BOARD DIRECTORS**

**33%  
FEMALE**



**67%  
MALE**

**AVERAGE CAR PARKS**



**81  
PER CLUB**

**GAMING FACILITIES**




**50% NO**

**BISTRO FACILITIES**



**107 CLUBS**

**ENVIRONMENTAL SUSTAINABILITY  
WATER TANKS**



**76% YES**  
24% NO

**ENVIRONMENTAL SUSTAINABILITY  
SOLAR PANELS**



**76% YES**  
23% NO  
1% UNKNOWN

**SYNTHETIC/CARPET GREENS**

**23% of GREENS**

**ACTIVE SOCIAL MEDIA PRESENCE**

**90% Facebook**

**0% Twitter**

**0% Instagram**

**0% YouTube**

**10% None**

**KEY CHANGES SINCE 2021**

- Total value of grants obtained was \$5.2m, an increase of \$900k
- Number of new business/strategic plans increased by 14%
- Open days increased from 34% to 46%

Disclaimer: Figures based on available data as at June 2023 from 1775 affiliated clubs, collected by Club Support Managers.

