



**BOWLS**  
AUSTRALIA

# OVERVIEW OF FACILITIES SOUTH AUSTRALIA - 2023

**TOTAL BOWLS CLUB  
PROPERTY VALUE**

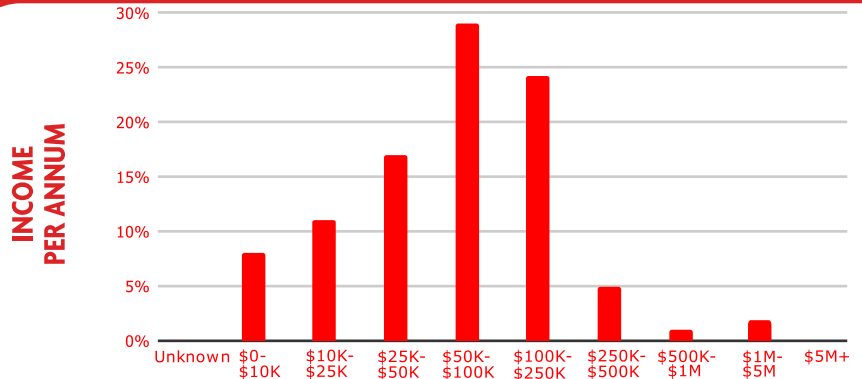


**\$263M**

**BOWLS CLUB  
PROPERTY VALUE  
(AVERAGE)**

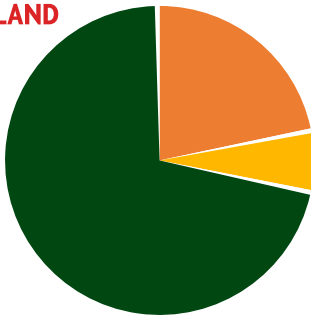


**\$1.28M**



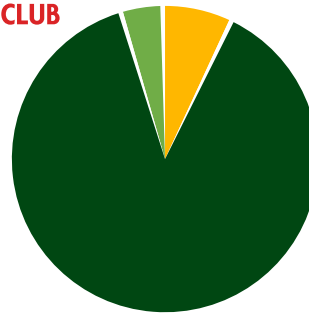
**OWNERSHIP OF LAND**

- 23% Club
- 5% Sub-Club
- 72% Council
- 0% Unknown
- 0% Crown/State



**OWNERSHIP OF CLUB**

- 7% League/Sports Club
- 89% Standalone
- 4% RSL
- 0% Unknown



**DISABILITY CLUBROOM ACCESS**



**96% YES**

**DISABILITY TOILET ACCESS**



**71% YES**

**CURRENT BUSINESS/  
STRATEGIC PLAN**



**56% YES**

33% NO  
11% UNKNOWN

**2022/23  
GRANTS TO CLUBS**



**\$996K**

**BOARD DIRECTORS**

**36%  
FEMALE**



**64%  
MALE**

**AVERAGE CAR PARKS**



**60  
PER CLUB**

**GAMING FACILITIES**



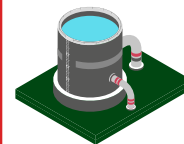
**195 NO**

**BISTRO FACILITIES**



**10 CLUBS**

**ENVIRONMENTAL SUSTAINABILITY  
WATER TANKS**



**65% YES**

20% NO  
15% UNKNOWN

**ENVIRONMENTAL SUSTAINABILITY  
SOLAR PANELS**



**68% YES**

20% NO  
12% UNKNOWN

**SYNTHETIC/CARPET GREENS**

**44% of GREENS**

**ACTIVE SOCIAL MEDIA PRESENCE**



**83% Facebook**

**1% Twitter**

**0% Instagram**

**0% YouTube**

**0% None**

**16% Unknown**

**KEY CHANGES SINCE 2021**

- Disability club and toilet access increased by 10%
- Clubs with a business/strategic plan increased by 18%
- Clubs with water tanks increased by 17%
- Clubs with solar panels increased by 23%

Disclaimer: Figures based on available data as at June 2023 from 1775 affiliated clubs, collected by Club Support Managers.

