



**BOWLS**  
AUSTRALIA

# OVERVIEW OF FACILITIES TASMANIA - 2023

**TOTAL BOWLS CLUB  
PROPERTY VALUE**

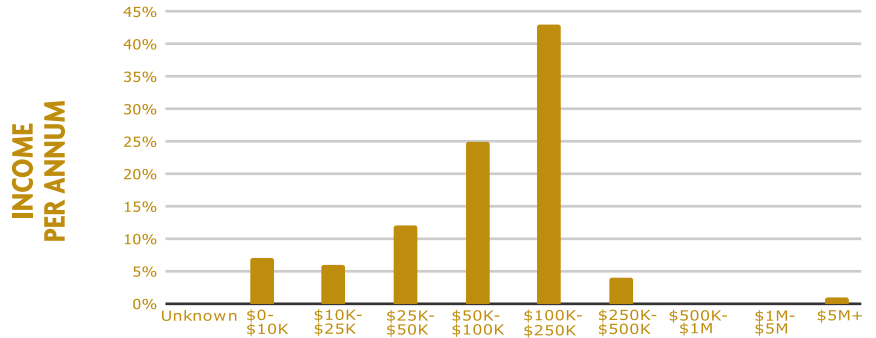


**\$83M**

**BOWLS CLUB  
PROPERTY VALUE  
(AVERAGE)**

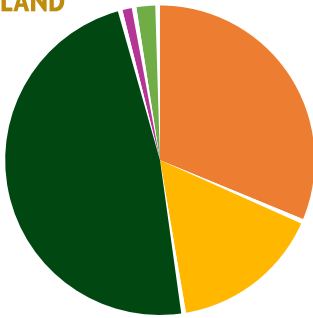


**\$1.21M**



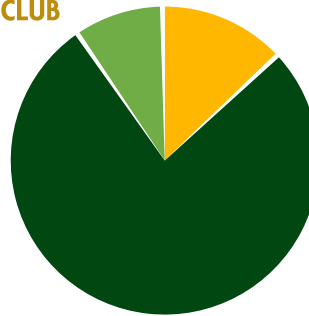
**OWNERSHIP OF LAND**

- 32% Club
- 16% Sub-Club
- 49% Council
- 2% Unknown
- 1% Crown/State



**OWNERSHIP OF CLUB**

- 13% League/  
Sports Club
- 78% Standalone
- 9% RSL
- 0% Unknown



**DISABILITY CLUBROOM ACCESS**



**88% YES**

**DISABILITY TOILET ACCESS**



**56% YES**

**CURRENT BUSINESS/  
STRATEGIC PLAN**



**37% YES**  
18% NO  
44% UNKNOWN

**2022/23  
GRANTS TO CLUBS**



**\$225K**

**BOARD DIRECTORS**

**38% FEMALE**  **62% MALE**

**AVERAGE CAR PARKS**



**61  
PER CLUB**

**GAMING FACILITIES**



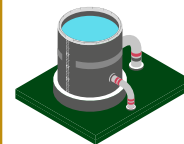
**57 NO**

**BISTRO FACILITIES**



**11 CLUBS**

**ENVIRONMENTAL SUSTAINABILITY  
WATER TANKS**



**29% YES**  
47% NO  
24% UNKNOWN

**ENVIRONMENTAL SUSTAINABILITY  
SOLAR PANELS**



**28% YES**  
54% NO  
18% UNKNOWN

**SYNTHETIC/CARPET GREENS  
24% of GREENS**

**ACTIVE SOCIAL MEDIA PRESENCE**



-  **79% Facebook**
-  **0% Twitter**
-  **0% Instagram**
-  **0% YouTube**
-  **21% None**

**KEY CHANGES SINCE 2021**

• **Number of open days  
increased from 43% to 75%**

