



**BOWLS**  
AUSTRALIA

# OVERVIEW OF FACILITIES VICTORIA - 2023

**TOTAL BOWLS CLUB  
PROPERTY VALUE**

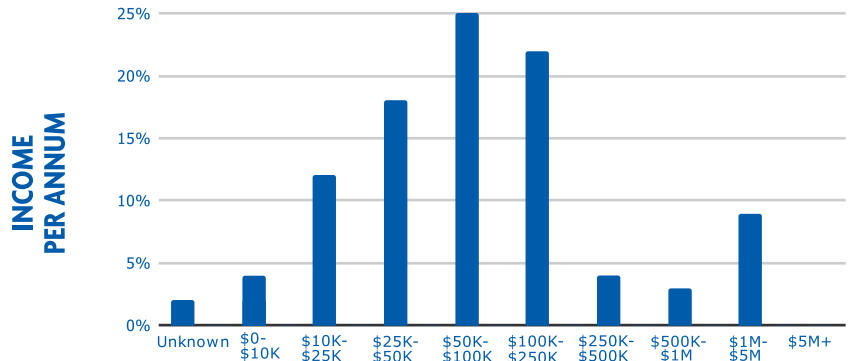


**\$1.5B**

**BOWLS CLUB  
PROPERTY VALUE  
(AVERAGE)**

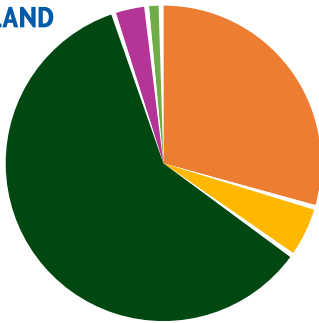


**\$3M**



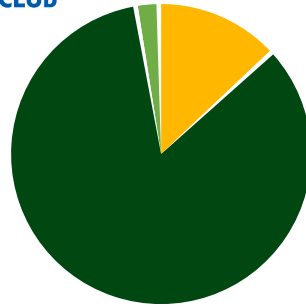
**OWNERSHIP OF LAND**

- 29% Club
- 5% Sub-Club
- 61% Council
- 1% Unknown
- 3% Crown/State



**OWNERSHIP OF CLUB**

- 13% League/  
Sports Club
- 84% Standalone
- 2% RSL
- 0% Unknown



**DISABILITY CLUBROOM ACCESS**



**86% YES**

**DISABILITY TOILET ACCESS**



**76% YES**

**CURRENT BUSINESS/  
STRATEGIC PLAN**



**47% YES**  
53% NO

**2022/23  
GRANTS TO CLUBS**



**\$4.2M**

**BOARD DIRECTORS**

**31%  
FEMALE**



**69%  
MALE**

**AVERAGE CAR PARKS**



**75  
PER CLUB**

**GAMING FACILITIES**




**426 NO**

**BISTRO FACILITIES**



**68 CLUBS**

**ENVIRONMENTAL SUSTAINABILITY  
WATER TANKS**



**49% YES**  
50% NO  
1% UNKNOWN

**ENVIRONMENTAL SUSTAINABILITY  
SOLAR PANELS**



**44% YES**  
55% NO  
1% UNKNOWN

**SYNTHETIC/CARPET GREENS**  
**41% of GREENS**

**ACTIVE SOCIAL MEDIA PRESENCE**



**85% Facebook**

**6% Twitter**

**4% Instagram**

**0% YouTube**

**1% None**

**KEY CHANGES SINCE 2021**

- Clubs with a business plan increased from 37% to 47%
- Clubs with a bistro decreased from 191 to 68
- Clubs using at least one form of social media increased by 12%

Disclaimer: Figures based on available data as at June 2023 from 1775 affiliated clubs, collected by Club Support Managers.

