



**BOWLS**  
AUSTRALIA

# OVERVIEW OF FACILITIES WESTERN AUSTRALIA - 2023

## TOTAL BOWLS CLUB PROPERTY VALUE

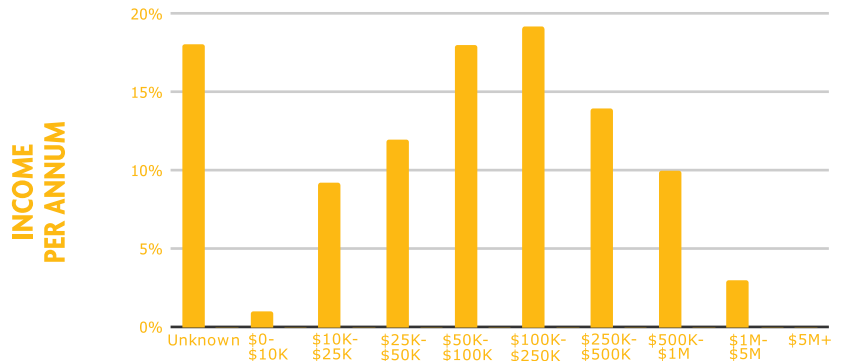


**\$636M**

## BOWLS CLUB PROPERTY VALUE (AVERAGE)

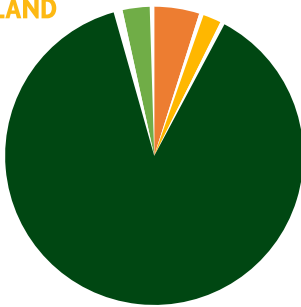


**\$3.1M**



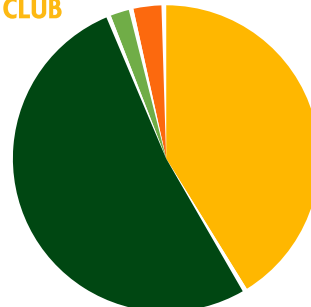
## OWNERSHIP OF LAND

- 5% Club
- 2% Sub-Club
- 90% Council
- 3% Unknown
- 0% Crown/State



## OWNERSHIP OF CLUB

- 42% League/Sports Club
- 53% Standalone
- 2% RSL
- 3% Unknown



## DISABILITY CLUBROOM ACCESS



**69% YES**

## DISABILITY TOILET ACCESS



**58% YES**

## CURRENT BUSINESS/ STRATEGIC PLAN



**27% YES**  
67% NO  
7% UNKNOWN

## 2022/23 GRANTS TO CLUBS



**\$1.7M**

## BOARD DIRECTORS

**36% FEMALE**  **64% MALE**

## AVERAGE CAR PARKS



**52  
PER CLUB**

## GAMING FACILITIES




**172 NO**

## BISTRO FACILITIES



**20 CLUBS**

## ENVIRONMENTAL SUSTAINABILITY WATER TANKS



**22% YES**

72% NO  
6% UNKNOWN

## ENVIRONMENTAL SUSTAINABILITY SOLAR PANELS



**23% YES**

70% NO  
7% UNKNOWN

SYNTHETIC/CARPET GREENS  
**70% of GREENS**

## ACTIVE SOCIAL MEDIA PRESENCE



 **76% Facebook**

 **0% Twitter**

 **0% Instagram**

 **0% YouTube**

 **24% None**

## KEY CHANGES SINCE 2021

- Jack Attack clubs increased from 29 to 41
- Number of coaches per club increased from 0.9 to 1.9



**BOWLS**  
AUSTRALIA

# OVERVIEW OF PROGRAMS & WORKFORCE WESTERN AUSTRALIA - 2023

## AFFILIATED MEMBERSHIP



**13,566**  
TOTAL

**67**  
AVG PER CLUB

**\$169**  
AVG COST

## PARTICIPATION BREAKDOWN



**47,094**  
TOTAL PARTICIPATION  
(SOCIAL & COMPETITION)

**234**  
AVG PER CLUB

## PARTICIPATION PROGRAMS & PRODUCTS

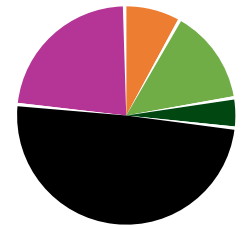


**41**  
LICENSED  
CLUBS



**304**  
KITS SOLD

## SCHOOL PROGRAMS



## OPEN DAY IN THE PAST YEAR



**27% YES**  
**67% NO**  
**6% UNKNOWN**


## GREENS STAFF



**13% EMPLOYEE**    **9% CONTRACTOR**


**69% VOLUNTEER**    **8% UNKNOWN**

## BOWLS OFFICE STAFF (PAID OR HONORARIUM)



**56**  
CLUBS

## COACHING STAFF (PAID OR HONORARIUM)



**5**  
CLUBS

## OFFICIALS (UMPIRES)



**883**  
UMPIRE/ITOs

**61**  
MARKERS

**123**  
MEASURERS

**1067**  
TOTAL

**5.2**  
AVG PER CLUB

## COACHES

**202**  
INTRODUCTORY

**192**  
CLUB/ADVANCED

**394**  
TOTAL

**1.9**  
AVG PER CLUB

## BOWLSLEARN USERS

**169**  
TOTAL

